

Consequences of Forced Migration in the Countries of the European Union

Alfiya KUZNETSOVA ^{1,*}, Libuše SVOBODOVÁ ² and Martina HEDVIČÁKOVÁ ²

¹ Institution Bashkir State Agrarian University, Ufa, Russia; alfia_2009@mail.ru

² University of Hradec Kralove, Hradec Kralove, Czech Republic; Libuse.Svobodová@uhk.cz; Martina.Hedvičáková@uhk.cz

* Correspondence: alfia_2009@mail.ru

Abstract: The aim of the paper is to study the state and structure of the distribution of refugees in the countries of the European Union, the state of the level of crime in them from 2008 to 2018 and study the state of the labor market in the leading countries for the reception of refugees. During the analyzed period, 6.4 million asylum applications were registered in the countries of the European Union. It was founded that more than 90% of asylum seekers submitted their applications to the governments of 10 countries for the first time: Germany, France, Italy, Sweden, Great Britain, Hungary, Austria, Greece, Belgium, Switzerland. Only five countries have positive refugee decisions, accounting for 90% of all approved decisions: Germany, Great Britain, France, Austria and Sweden. However, among the negative facts that accompany the processes of refugee influx, a high level of crime should be noted. In this regard, the adoption of coherent international policies and constructive measures to regulate and tightly control the deviant behavior of refugees, assistance in adaptation and integration is extremely important for ensuring the socio-economic and psycho-emotional well-being of the population of the host countries of the European Union.

Keywords: refugees; European Union; asylum; education; crime; Correlation-regression models

JEL Classification: F22; J15

1. Introduction

The rapid increase in the number of refugees in the countries of the European Union is aiming scientists and researchers to find solutions to smooth out the key problems that accompany the processes of forced displacement. Some scientists draw attention to the problems of integrating refugees with host communities due to linguistic and cultural differentiation; others - the lack of qualifications required by refugees for early employment and making a positive contribution to the development of the economy of the host regions and countries, third scientists are trying to identify the psychological problems of migrants, others - their state of health and anthropometric physiological changes, as well as issues of legal insecurity, sexual violence, attacks, human trafficking and other serious problems.

In the work of English scientists, it is noted that “the main causes of migration intentions are socio-economic problems, as well as intangible factors, including the search for sensations” (Williams et al. 2018). The issues of factors and reasons for the successful adaptation of migrants to the European labor market were considered by us in one of our previous works (Kuznetsova et al., 2019). The effects of unemployment and labor market are examined in Hedvičáková (2018), Hedvičáková and Svobodová (2016) and Hedvičáková, Sokolová and Mohelská (2018). Bell, Fasani and Machin (2013) found that differences in labor market opportunities of different migrant groups shape their potential impact on crime. Ousey and Kubrin (2018) indicate that, overall, the immigration-crime association is negative – but very weak.

Since the beginning of the political crisis in the Syrian Republic, a significant part of the refugees went to the Republic of Turkey. Over five million forced refugees arrived in Turkey alone from 2014 to 2019, which amounted to more than 20 % of the previous resident population of Syria (compared to 2013 data), while for Turkey the proportion of the number of refugees who arrived in the country

amounted to over 5% of the resident population of Turkey. Similar cultural and national traditions, customs and linguistic languages contributed to such an active preference / choice of the Syrians of the Republic of Turkey. Sirkeci (2017) noted that "Turkey, which provided generous support to Syrian refugees, was recognized as a «security country» for them" (Sirkeci 2017).

Another part of the forced refugees also went to the countries of the European Union. However, a significant gap in the cultural and educational differentiation between refugees and the local population of the countries of the European Union has led to high social tensions and negative attitudes towards refugees, to integration problems. So, according to the researchers, "refugees are generally more prone to poverty because they are less educated, less economically active and less busy (especially if they are women)" (Tanay et al. 2016). This conclusion is confirmed by other researchers. According to Musset (2015), "among the few young people living in Finland who do not have a good education and highly qualified skills, there is a very high risk of marginalization due to unemployment, which seriously damages their prospects" (Musset 2015).

In 2014, "every fifth refugee between the ages of 15 and 64 had a high level of education; less than half have only secondary education" (Hainmuller et al. 2016a). In our opinion, a good education is the main condition for successful integration into the refugees in the labor market. This improves employment prospects, improves social inclusion. An interesting finding is summarized, according to which each subsequent year of waiting for employment reduces the subsequent level of employment by 4-5 percentage points, which is 16-23% less than the average estimate (Hainmuller et al. 2016b).

We agree with the authors about the fact that in different subgroups of refugees stratified by gender, social origin, age and chosen language region, the situation in reducing the level of employment due to a lack of knowledge of the host language and due to the lack of the required level of educational preparation leads to an increase unemployment. This conclusion is confirmed by other scholars who state: "the income level of migrants directly depends on their knowledge of the language of the host country" (Chiswick & Miller 2013).

Long waiting times weaken the motivation for refugee work because of psychological frustration, and not because of the mechanism of skill atrophy. In the work of Swedish scientists, it is noted that «the main reasons why companies terminate refugee employment are not related to discrimination on the part of staff or clients, but to the optimal work of refugees» (Lundborg & Skedinger 2016). The availability of special knowledge, skills and abilities acquired through vocational training contributes to an increase in labor productivity by 30–50%. Thus, the "length of time during which refugees wait in a «suspended state» for a decision on their asylum application affects their subsequent economic integration" (Hainmueller et al. 2016a). The absence of a language barrier, good knowledge of the language can become the basis for the successful integration of migrants and refugees in labor processes.

However, the main consequences that are accompanied by forced migration are: prolonged lack of work, chronic unemployment, increased crime, increased social tension. That is why there was a defensive reaction from the European Union states in defense of the permanent local population of European countries, manifested in the form of a decrease in the number of positive decisions on the provision of refugees (Harteveld et al. 2018). Europeans are interested in maintaining public and personal security, psychological comfort in their places of permanent residence, no stress, strengthening civilized and cultural interaction between people, maintaining peace and prosperity. Escaping from solving problems, shifting one's own tasks to other people - this is not a way out of the prevailing socio-economic difficulties and solving their own material problems. People must build peace and a comfortable life together, together, mainly in their own territories of their birth and development, without causing discomfort to others. Nedomysl (2011) reveals variation in migration motives, not only over migration distance, but also in relation to migrant socio-economic and demographic characteristics.

If Western European countries want to tackle the root causes of asylum migration, then they need to undertake policy measures that promote economic development, democracy, respect for human rights, and peaceful conflict resolution in countries of origin (Neumayer 2005). It is necessary solve the impact of post-migration factors on the mental health of refugees too (Carswell, Blackburn, Barker, 2011).

2. Methodology

Mainly secondary sources as professional literature, journals, contributions at international conferences, discussions at conferences or seminars, monographs, websites and databases were used during processing of this study. Mainly the official statistics were used as a source for the paper data set, particularly for example European statistics on forced migration during the time period between 2008 to 2018.

The aim of the paper is to analyze the state and structure of the distribution of refugees in the countries of the European Union and second aim is to analyze the criminality of migrants in selected countries and then correlate with the level of education and unemployment in the labor market-from 2008 to 2018. The data consist of some socio-economic features related to 28 European countries. Five countries with more than 90% of positive refugee decisions have been selected for further analysis. To identify the relationship of factors that can provide asylum decision-making, will be conducted several pairwise correlation-regression models for 28 countries of the European Union. Regression analysis is conducted to identify some socio-economic predictors of countries attracting asylum migration (Angeloni, 2016).

3. Results

According to official Eurostat data, the number of asylum applications in 28 countries of the European Union for the period from 2008 to 2018 amounted to over 6.4 million (Figure 1).

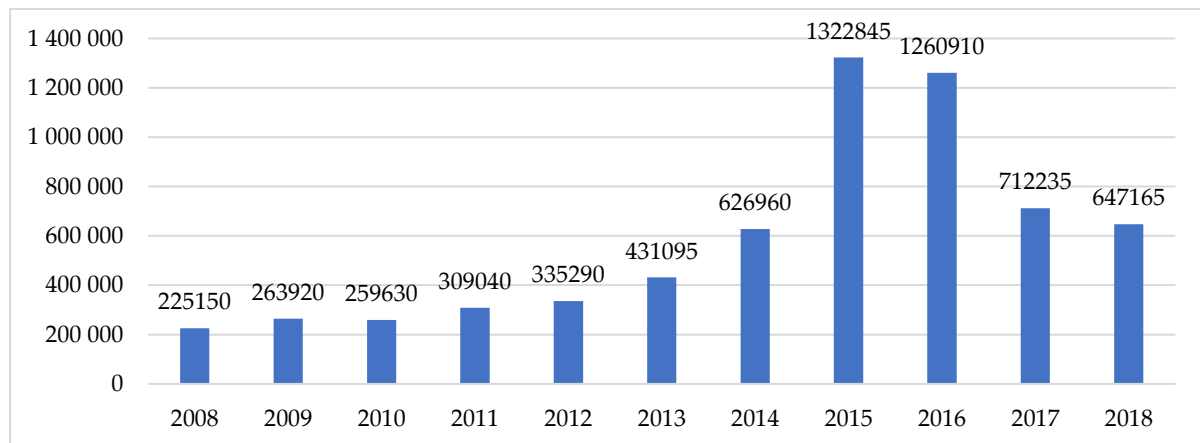


Figure 1. Asylum and the first time asylum applicants - annual aggregated data in EU (28 countries) (rounded).

It follows that in the dynamics from 2008 to 2018, the largest peak of people applying to resolve the issue of asylum was firstly noted in 2015 and in 2016, see Figure 1. The increase in the number of asylum applications was 2.1 times in 2015, compared to the 2014 level. The growth in the number of asylum applications amounted to 2.9 times in 2018, compared to the level of 2008.

The structure of the largest share of applications for asylum in the first ten countries is presented in Figure 2.

The largest proportion of people out of 6.4 million, 90% of the first asylum seekers, belongs to 10 countries: Germany (34.4%), France (12.1%) Italy (9.4%), Sweden (8.3%), Great Britain (5.1%), Hungary (4.5%), Austria (4.5%), Greece (4.3%), Belgium (4.2%), Switzerland (3.8%).

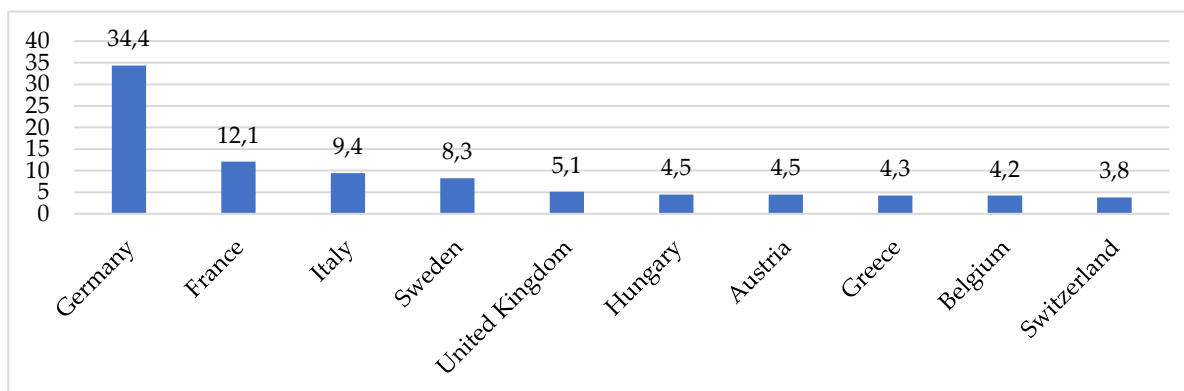


Figure 2. Asylum and the first time asylum applicants - annual aggregated data (rounded) (in %).

Consider the countries of the European Union that have provided the largest number of positive asylum decisions for migrants in relation to the total number of applications submitted by migrants in table 1.

Table 1. European Union countries with the highest number of positive asylum decisions for migrants.

| geo\time | 2008 | 2009 | 2010 | 2011 | 2012 | 2013 | 2014 | 2015 | 2016 | 2017 | 2018 |
|-------------------|------|------|------|------|------|------|------|------|------|------|------|
| EU (28 countries) | 1414 | 1413 | 1365 | 1379 | 1351 | 1484 | 1599 | 1811 | 2366 | 4959 | 4172 |
| | 5 | 5 | 0 | 0 | 0 | 5 | 0 | 0 | 0 | 0 | 0 |
| | | | | | | | | | | 3059 | 1998 |
| Germany | 1625 | 1410 | 1220 | 1680 | 2110 | 2960 | 4330 | 5170 | 8515 | 0 | 0 |
| United Kingdom | 4170 | 6215 | 6010 | 4010 | 3920 | 3770 | 2700 | 4030 | 6170 | 6170 | 6195 |
| France | 5190 | 4040 | 4245 | 4930 | 4290 | 4270 | 4245 | 3830 | 4510 | 5400 | 6015 |
| Austria | 1705 | 1400 | 1060 | 1325 | 1240 | 1180 | 2050 | 1740 | 835 | 2985 | 4195 |
| Sweden | 210 | 310 | 285 | 455 | 725 | 685 | 750 | 745 | 1120 | 1890 | 2020 |
| Finland | 0 | 5 | 5 | 20 | 90 | 50 | 75 | 50 | 185 | 535 | 930 |
| Italy | 0 | 45 | 70 | 65 | 45 | 5 | 10 | 0 | 385 | 385 | 825 |
| Belgium | 315 | 165 | 195 | 425 | 295 | 370 | 440 | 395 | 320 | 290 | 475 |
| Netherlands | 75 | 45 | 90 | 120 | 70 | 450 | 260 | 255 | 340 | 480 | 400 |
| Denmark | 110 | 65 | 130 | 220 | 230 | 265 | 160 | 210 | 205 | 245 | 200 |
| Ireland | 285 | 260 | 130 | 75 | 45 | 55 | 90 | 180 | 205 | 30 | 185 |
| Greece | 345 | 30 | 35 | 195 | 185 | 325 | 805 | 1355 | 770 | 510 | 175 |
| Switzerland | 170 | 115 | 70 | 35 | 50 | 50 | 45 | 70 | 95 | 115 | 170 |
| Norway | 35 | 45 | 165 | 290 | 285 | 345 | 240 | 200 | 130 | 145 | 110 |
| Spain | 20 | 25 | 15 | 0 | 10 | 15 | 0 | 5 | 15 | 10 | 45 |
| Iceland | 0 | 0 | 0 | 0 | 0 | 5 | 0 | 15 | 5 | 40 | 30 |
| Poland | 5 | 0 | 0 | 5 | 20 | 5 | 5 | 10 | 20 | 0 | 20 |
| Croatia | : | : | : | : | 20 | 0 | 0 | 0 | 0 | 20 | 15 |
| Romania | 15 | 65 | 85 | 75 | 160 | 390 | 5 | 10 | 5 | 5 | 15 |
| Malta | 0 | 0 | 0 | 0 | 10 | 0 | 10 | 30 | 25 | 25 | 10 |
| Czechia | 10 | 0 | 5 | 115 | 0 | 0 | 5 | 0 | 0 | 0 | 5 |

More than 90% of the positive refugee decisions are in five countries: Germany (19980), Great Britain (6195), France (6015), Austria (4195), Sweden (2020). Consider their specific gravity in Figure 3.

In 2008, only 91% of positive asylum decisions for internally displaced persons of the total number of positive decisions made by the European Union were in France (36.7%), then in the UK (29.5%), then in Austria (12.1%), Germany (11.5%), Sweden (1.5%).

In 2009, only 95% of positive asylum decisions for internally displaced persons of the total number of positive decisions taken by the European Union were in the UK (44%), then France (28.6%), Germany (10%), then Austria (9.9%), Sweden (2.2%).

In 2010, 94% of all positive asylum decisions for internally displaced persons of the total number of positive decisions taken by the European Union were in the UK (44%), then France (31.1%), Germany (8.9%), then to Austria (7.8%), Sweden (2.1%).

In 2017, 95% of all positive asylum decisions for internally displaced persons of the total number of positive decisions taken by the European Union were in Germany (61.7%), the UK (12.4%), then France (10.9%), then to Austria (6%), Sweden (3.8%).

In 2018, 95% of all positive asylum decisions for internally displaced persons of the total number of positive decisions taken by the European Union were in Germany (47.9%), the UK (14.8%), then France (14.4%), then to Austria (10.1%), Sweden (4.8%) (Figure 3).

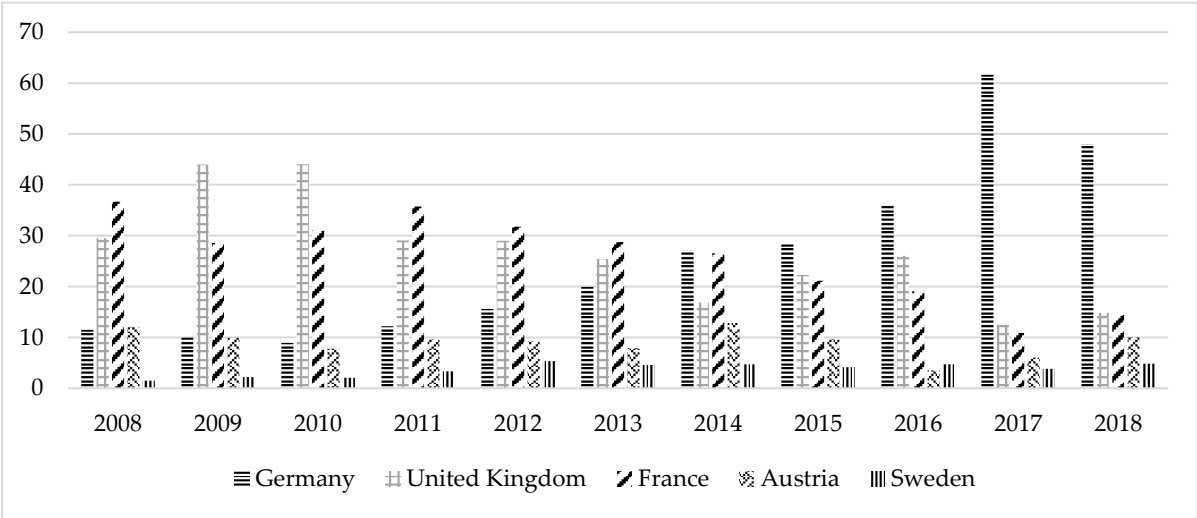


Figure 3. Percentage of positive asylum decisions by the five countries of the European Union.

From the data presented in the figure 4 it follows that the ratio of the number of positive asylum decisions for the period from 2009 to 2018 has increased significantly in Austria (up to 0.05%), Germany (up to 0.02%), Sweden (up to 0.02%). Thousands of shares are hardly noticeable in the figure, however, it is obvious that the percentage of asylum permits has increased in the UK (0.01%), as well as in France (0.01%).

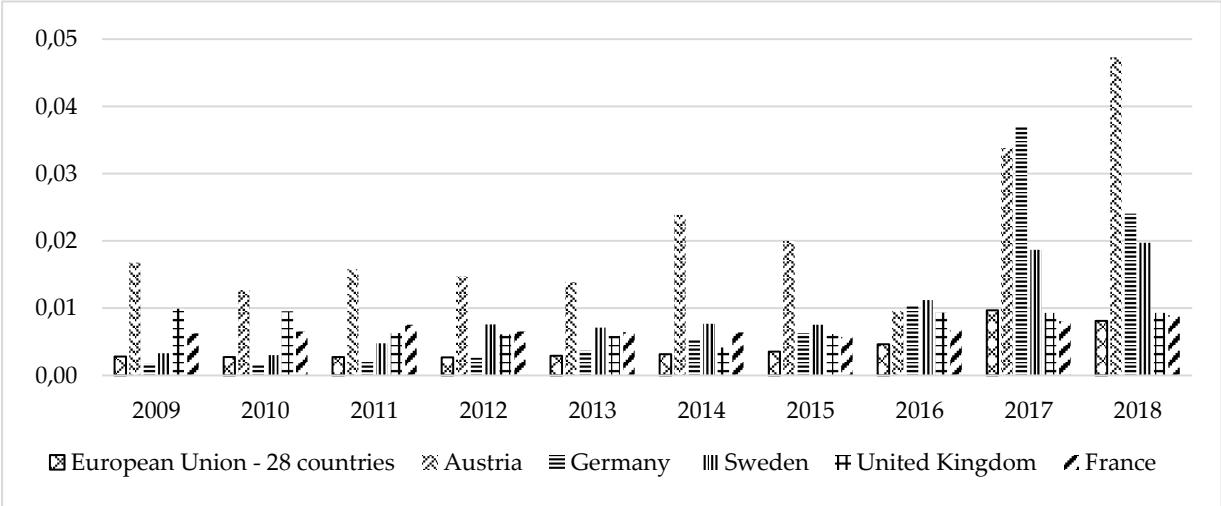


Figure 4. Percentage of asylum in the total population of countries, in %.

As a rule, poorly educated refugees can hold low-skilled jobs in the host countries. The success of quick employment in the host country depends on the level of education and the availability of the required professional competencies of refugees.

An increase in the number of refugees in host countries is most often associated in recent years with an increase in crime, unrest, and chaos. The local population in every possible way impedes the influx of migrants, especially without education, as this violates the usual way of life and lifestyle, and makes it necessary to take various precautionary measures. Among the data of official statistics of the European Union there is information about the number of crimes, namely - intentional killings, assaults, sexual violence and some others.

Let us consider once again the information on the number of positive decisions on granting refugees to refugees in the leading countries for the reception of refugees for the period from 2008 to 2017 in table 2. From the data in Table 2, it can be seen that for the period from 2008 to 2017, a total of 191 425 positive asylum decisions were issued for the countries of the European Union, including Germany - 59610 (31.2%), Great Britain - 47165 (24.7%) , France - 44950 (23.5%), Austria - 15520 (8.1%), Sweden - 7175 (3.8%). Thus, from 2008 to 2017, over 90% of refugee asylum decisions were issued by these five countries.

Table 2. Final decisions on asylum applications - annual data.

| GEO\ TIME | 2008 | 2009 | 2010 | 2011 | 2012 | 2013 | 2014 | 2015 | 2016 | 2017 | Total 2008-2017 |
|-------------------|-------|-------|-------|-------|-------|-------|-------|-------|-------|-------|-----------------|
| EU (28 countries) | 14145 | 14135 | 13650 | 13790 | 13510 | 14845 | 15990 | 18110 | 23660 | 49590 | 191425 |
| Germany | 1625 | 1410 | 1220 | 1680 | 2110 | 2960 | 4330 | 5170 | 8515 | 30590 | 59610 |
| United Kingdom | 4170 | 6215 | 6010 | 4010 | 3920 | 3770 | 2700 | 4030 | 6170 | 6170 | 47165 |
| France | 5190 | 4040 | 4245 | 4930 | 4290 | 4270 | 4245 | 3830 | 4510 | 5400 | 44950 |
| Austria | 1705 | 1400 | 1060 | 1325 | 1240 | 1180 | 2050 | 1740 | 835 | 2985 | 15520 |
| Sweden | 210 | 310 | 285 | 455 | 725 | 685 | 750 | 745 | 1120 | 1890 | 7175 |

Consider the state of crime in the leading countries for the reception of refugees. The first indicator we will consider is the number of cases of intentional homicide (Figure 5).

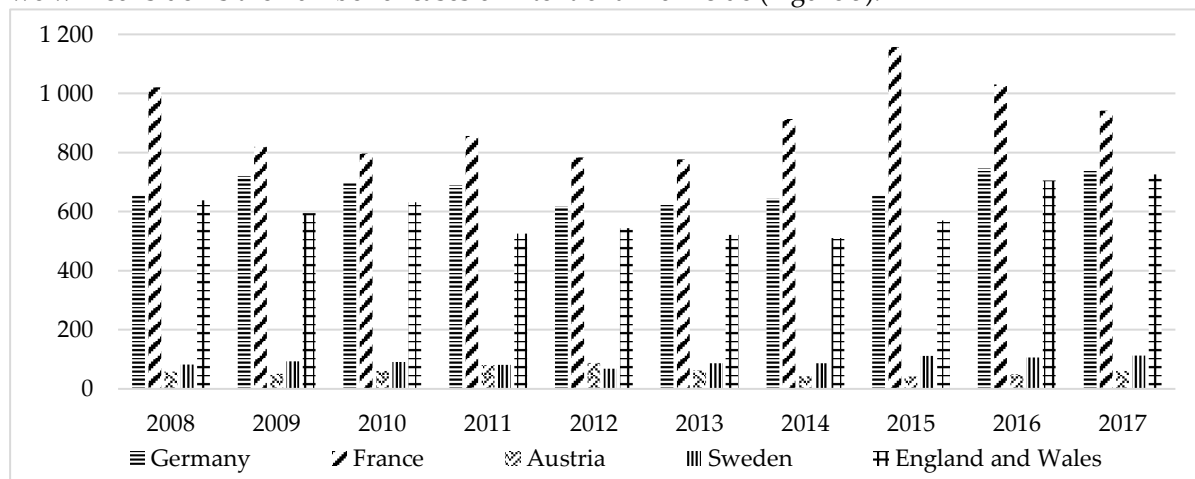


Figure 5. The number of recorded offences by offence category - Intentional homicide (Number).

From the figure it follows that the greatest number of murders both in 2008 and throughout the study period was noted in France. In second and third places are Germany and England. The number of intentional killings in Austria and Sweden is not the highest.

In 2008, there were 1,021 murders in France, 656 in Germany, and 638 in England.

In 2017, the number of murders in France was 942, in Germany - 738, in England - 726.

Consider the value of the indicator of the number of murders per 100 thousand inhabitants (Figure 6).

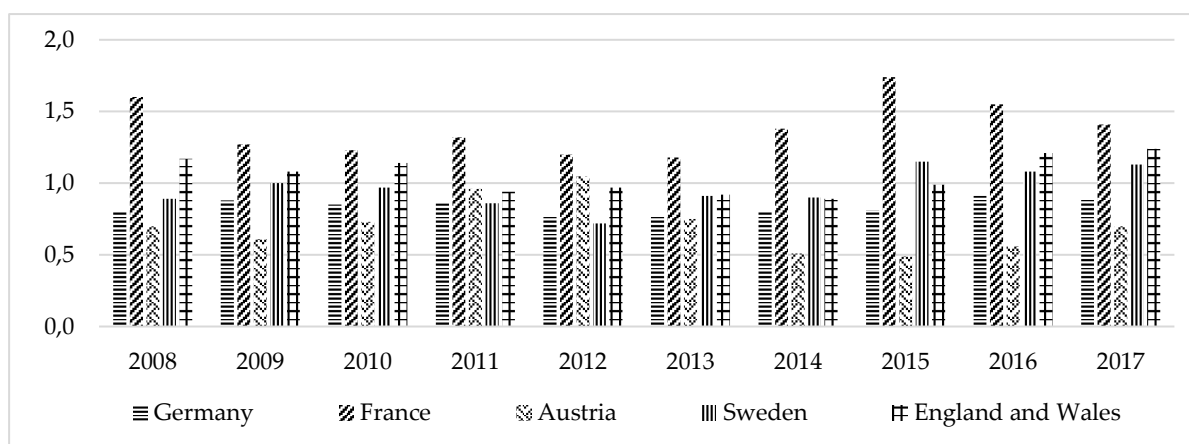


Figure 6. Recorded offences by offence category - Intentional homicide (per hundred thousand inhabitants).

From the data presented in the figure it follows that, per 100 inhabitants in 2008, the largest number of killings occurred in France - 1.6, in England - 1.2, in Sweden - 0.9, in Germany - 0.8. By 2017, France began to account for 1.4 cases of recorded killings, in England - 1.2, in Sweden - 1.1, in Germany - 0.9, in Austria - 0.7.

Among all the criminal events taking place in the countries of the European Union, the largest number of crimes are attacks and sexual violence.

In the following table, we consider the number of criminal attacks on people from 2008 to 2017 in the five leading asylum countries (table 3).

From the data in Table 3 it can be seen that during the period from 2008 to 2017, the largest number of attacks was carried out in England (3938044), then in France (2302237), in Germany (1743978), in Sweden (51067), in Austria (36937).

From the data presented in the table 3 it follows that the largest number of attacks on people in 2008 occurred in Germany – 518 499, in England – 419 119 and in France – 187 937.

In 2017, the largest number of attacks began to fall on England (512 631), then on France (242 910) and Germany (137 058).

Table 3. Recorded offences by offence category – Assault (Number).

| GEO/ TIM E | 2008 | 2009 | 2010 | 2011 | 2012 | 2013 | 2014 | 2015 | 2016 | 2017 | Total 2008- 2017 |
|-----------------------------|------------|------------|-------------|------------|------------|------------|------------|------------|------------|------------|------------------------|
| Germ any | 51849 9 | 14930 1 | 14290 3 | 13909 1 | 13607 7 | 12786 9 | 12575 2 | 12739 5 | 14003 3 | 13705 8 | 1743978 |
| Engla nd and Wales | 41911 9 | 39971 3 | 36687 8 | 33686 7 | 31095 3 | 32153 5 | 37346 4 | 43052 7 | 46635 7 | 51263 1 | 3938044 |
| Franc e | 18793 7 | 22012 6 | 23190 96 | 23130 7 | 23173 3 | 23330 4 | 23791 6 | 24218 5 | 24291 0 | 24291 0 | 2302237 |
| Swed en | 5332 | 5600 | 5594 | 5684 | 5338 | 4659 | 4570 | 4646 | 4959 | 4685 | 51067 |
| Austri a | 3945 | 4023 | 3606 | 3897 | 4030 | 3327 | 3230 | 3461 | 3793 | 3625 | 36937 |

The indicator of the number of attacks per 100 population in the leading countries for the reception of refugees for the period from 2008 to 2017 is presented in Figure 7.

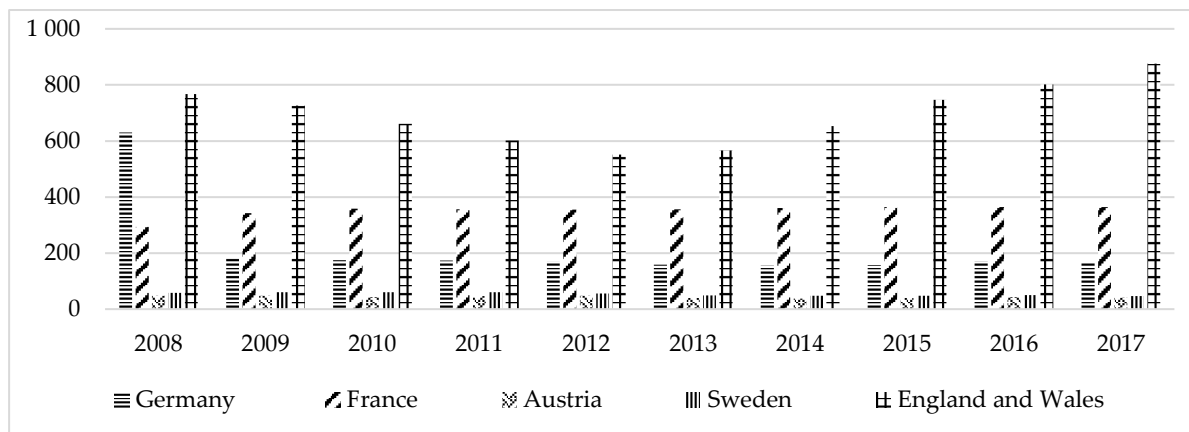


Figure 7. Recorded offences by offence category - Assault (Per hundred thousand inhabitants).

From the data presented in the figure it follows that, per 100 inhabitants in 2008, the largest number of attacks on people occurred in England (767), Germany (631), France (294). By 2017, the crime rate in England increased and began to amount to 875 cases per 100 population. In second place is France (364), in third is Germany (166), in fourth place is Sweden (47), in fifth is Austria (41).

In the following table 4, we consider the number of cases of sexual abuse of people from 2008 to 2017 in the five leading countries for asylum.

From the data in Table 4, it can be seen that between 2008 and 2017, the largest number of cases of violence were committed in England (654794), then in Germany (391600), then in France (292267), in Sweden (160455), in Austria (38981). From the data presented in the table it follows that the largest number of cases of violence against people in 2008 occurred in Germany – 56 784, in England – 35 310, in France – 24 031, in Sweden – 14 058.

By 2017, the situation changed and the largest number of cases of violence began to occur in England (134 292), then in France (41 751), Germany (34 815), Sweden (18 874).

Table 4. Recorded offences by offence category – Sexual violence (Number).

| GEO/ TIME | 2008 | 2009 | 2010 | 2011 | 2012 | 2013 | 2014 | 2015 | 2016 | 2017 | Total 2008- 2017 |
|-------------------------|-------|-------|-------|-------|-------|-------|-------|-------|------------|------------|------------------------|
| England and Wales | 35310 | 37307 | 39114 | 38298 | 38930 | 46866 | 78787 | 95853 | 11003 7 | 13429 2 | 654794 |
| Germany | 56784 | 49084 | 36566 | 36354 | 36277 | 35330 | 34959 | 34265 | 37166 | 34815 | 391600 |
| France | 24031 | 23253 | 22963 | 23871 | 26783 | 27778 | 30959 | 33283 | 37595 | 41751 | 292267 |
| Sweden | 14058 | 14998 | 15537 | 16095 | 16174 | 14891 | 16910 | 15237 | 17681 | 18874 | 160455 |
| Austria | 4185 | 3836 | 3496 | 3957 | 4040 | 3780 | 3564 | 3479 | 4391 | 4253 | 38981 |

Consider the indicator of the number of cases of violence per 100 people in the leading countries for the reception of refugees for the period from 2008 to 2017 in Figure 8.

From the data presented in the figure it follows that, per 100 inhabitants in 2008, the largest number of cases of violence occurred in Sweden (153), Germany (69), England (65), Austria (50), France (38).

By 2017, the crime rate in England increased and began to amount to 875 cases per 100 population. In second place is France (364), in third is Germany (166), in fourth place is Sweden (47), and fifth is Austria (41).

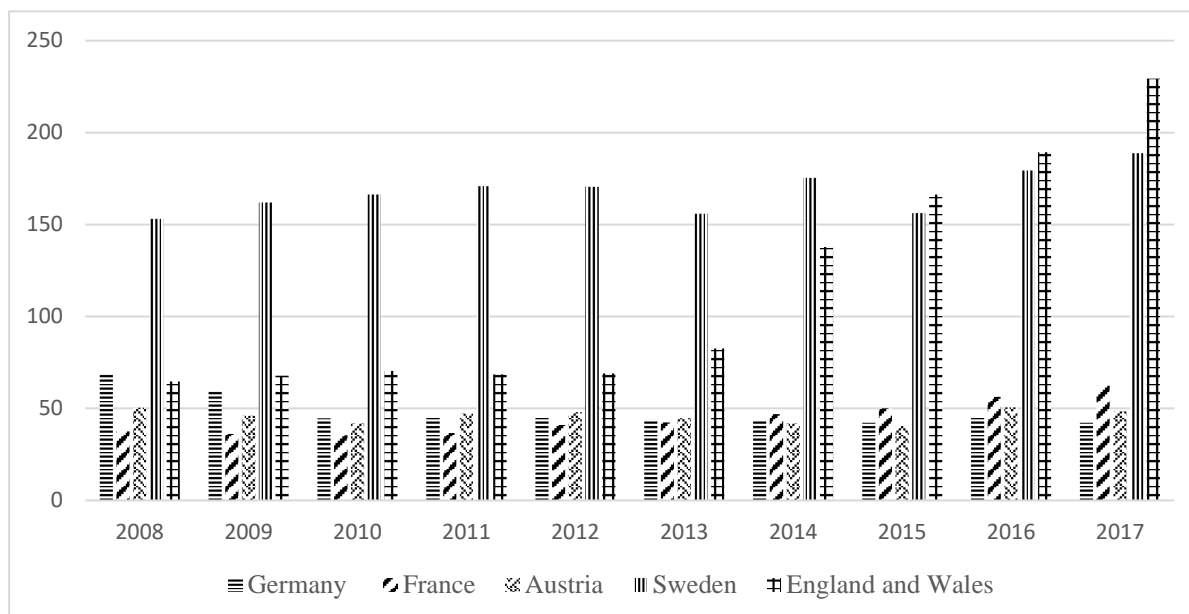


Figure 8. Recorded offences by offence category - Sexual violence (Per hundred thousand inhabitants).

A comparison of the number of attacks and cases of violence in relation to the number of positive decisions by asylum countries will be carried out in the following table 5.

Thus, the data in Table 5 shows that the number of attacks and cases of sexual violence is several times greater than the number of positive asylum decisions issued between 2008 and 2017. The exception to the data presented in the table is France. Unfortunately, we do not have accurate data confirming that among the 44950 people who received asylum in the period from 2008 to 2017, that these people committed the attacks and sexual violence. But according to the figures, the number of cases of violence in France is 82.2% of the number of shelters granted over the years, and the number of cases of sexual assault is 86.7%.

Table 5. Comparison of the number of attacks and incidents of violence in relation to the number of positive asylum decisions by countries, total for the period from 2008 to 2017.

| Indicators | Assault | Sexual violence | Final decisions on asylum applications - annual data | The excess of the number of cases over the number of asylum permits, times | |
|----------------|---------|-----------------|--|--|-----------------|
| | | | | Assault | Sexual violence |
| Sweden | 3938044 | 654 794 | 7175 | 548.9 | 91.3 |
| United Kingdom | 2302237 | 292 267 | 47165 | 48.8 | 6.2 |
| Germany | 1743978 | 391 600 | 59610 | 29.3 | 6.6 |
| Austria | 51067 | 160 455 | 15520 | 3.3 | 10.3 |
| France | 36937 | 38 981 | 44950 | 0.8 | 0.9 |

3.1. Correlation-regression models

In Austria, Sweden, Germany, the UK, the number of cases of sexual violence and assaults cannot hypothetically belong to the same people.

To identify the relationship of factors that can provide asylum decision-making, we conducted several pairwise correlation-regression models. We have studied data for 28 countries of the European Union. The indicator of decision-making on granting asylum was chosen as the dependent variable "U", as the number of cases of attack on 100 thousand people from 28 countries of the European Union as X1; X2 - the number of cases of sexual violence per 100 thousand of the population of 28 countries

of the European Union; X3 - unemployment rate among people with an educational level of 3-4 (in percent); X4 - unemployment rate among people with a level of education 0-2 (in percent); X5 - social protection costs per person in 28 countries of the European Union. As a result of pairwise correlations, the tightness of the relationship between the studied factors (R^2) was quite low, within 1-3%, which indicated the absence of a direct relationship between the factors. However, the influence of the indicator X1 on Y demonstrated a bond tightness of $R = 0.25$, $R^2 = 0.06$, which is also very low.

In another correlation model, the indicator of social protection expenditures per 1 person in 28 countries of the European Union was chosen as the dependent variable "U", and the poverty risk indicator (in percent) was selected as X1. As a result, the influence of factor X1 on Y was established that the connection tightness is $R = -0.48$, $R^2 = 0.23$, which indicates that there is an average communication tightness, but it is the inverse between the poverty risk indicator and the social protection spending indicator. This is very logical, since the lower the costs for social protection, the higher the risk of poverty.

In the third correlation model, the poverty risk indicator (in percent) was chosen as the dependent variable "Y"; X1 is the unemployment rate among people with an educational level of 0-2 (in percent). As a result, the influence of factor X1 on Y was found that the tightness of the relationship $R = 0.27$, $R^2 = 0.07$, which indicates that there is a direct low relationship between the indicator "unemployment rate among people with educational level 0-2" and the indicator "poverty risk". This conclusion is also very logical, the higher the unemployment rate among people with a level of education 0-2, the higher the risk of poverty. The relatively low tightness of the relationship between the studied factors indicates the presence of other hidden factors. The search for which will be devoted to other studies.

4. Conclusions and Discussion

The total number of asylum applications in the countries of the European Union for the period from 2008 to 2018 amounted to 6.4 million. More than 90% of asylum seekers first submitted their applications to the governments of 10 countries: Germany (34.4%), France (12.1%) Italy (9.4%), Sweden (8.3%), Great Britain (5.1%), Hungary (4.5%), Austria (4.5%), Greece (4.3%), Belgium (4.2%), Switzerland (3.8%).

More than 90% of positive asylum decisions for refugees belong to only five countries: Germany (47.9%), Great Britain (14.8%), France (14.4%), Austria (10.1%), Sweden (4.8%).

The increase in the number of refugees in host countries is most often associated in recent years with an increase in crime and unrest. Among the data of official statistics of the European Union there is information about the number of crimes, namely, intentional killings, assaults, sexual violence and some others. The largest number of murders both in 2008 and throughout the study period is recorded in France. In second and third places are Germany and England. The number of premeditated killings in Austria and Sweden is not the highest.

In 2017, the largest number of criminal attacks on people per 100 inhabitants in 2008 were in England (767), Germany (631), France (294). By 2017, the crime rate in England increased by 14% and began to amount to 875 cases per 100 population. In second place is France (364), in third is Germany (166), in fourth place is Sweden (47), in fifth is Austria (41).

According to official figures, the crime rate has sharply increased in terms of the number of cases of violence. Per 100 inhabitants in 2008, the largest number of cases of violence occurred in Sweden (153), Germany (69), England (65), Austria (50), France (38). By 2017, the number of cases of violence in England had increased 13.5 times and amounted to 875 cases per 100 population. In second place is France (364), where the level of violence has increased by more than 10 times. Germany is in third place (here the level of violence has increased by 2.4 times and has become equal to 166 per 100 thousand inhabitants). In Sweden and Austria, the level of violence, on the contrary, decreased. In Sweden (by 3.3 times - 47), in Austria (by 18% - 41).

Between 2008 and 2017, the largest number of attacks were carried out in England (3938044), then in France (2302237), in Germany (1743978), in Sweden (51067), in Austria (36937).

Between 2008 and 2017, the largest number of cases of violence were committed in England (654794), then in Germany (391600), then in France (292267), in Sweden (160455), in Austria (38981).

The number of attacks on people and the number of cases of sexual violence in the leading countries for the reception of refugees is many times higher than the number of positive asylum decisions issued between 2008 and 2017. This indicates that the crime rate in these countries is high not only due to the influx of refugees. Perhaps there are other factors, including illegal migration, deviant behavior by local residents and others. The number of attacks on people and the number of cases of sexual violence in France alone does not exceed the number of positive asylum decisions issued between 2008 and 2017. Unfortunately, we do not have accurate data confirming that among the 44,950 people who received asylum in the period from 2008 to 2017, it was the refugees who committed the attacks and sexual violence. The number of cases of violence in France is 82.2% of the number of shelters granted over the years, and the number of cases of sexual assault is 86.7%.

The local population of European countries in every way prevents the influx of migrants, especially without education, as this violates the usual way of life and lifestyle, motivates to take a variety of precautions. The question in the discussion is how to change the situation in the European Union after leaving the UK?

The successful adaptation of refugees granted asylum depends on five key factors: 1) the actual level of education of refugees and their competencies; 2) good knowledge of the language of the host country; 3) gender and age of migrants; 4) psychological moods; 5) the desires of the refugees themselves for integration and work.

In all cases when it comes to training, all necessary measures must be taken to ensure access to jobs that do not require the involvement of the local population, which reduces the cost of social protection of people and public support, consequences for all socio-economic consequences.

Acknowledgments: The paper is supported by the project SPEV 2020 at the Faculty of Informatics and Management of the University of Hradec Kralove, Czech Republic. In addition, the authors thank Marek Zanker for his help with the project.

References

- Angeloni Silvia. 2016. *Data on some socio-economic parameters explaining the movement of extra-EU asylum seekers in Europe*. Data in Brief. 9, 966-969. <https://doi.org/10.1016/j.dib.2016.11.017>
- Bell Brian, Fasani Francesco, Machin Stephen. 2013. *Crime and Immigration: Evidence from Large Immigrant Waves*. *Review of Economics and Statistics*. 95(4), 1278-1290. https://doi.org/10.1162/REST_a_00337
- Carswell, Kenneth, Blackburn Pennie, Barker Chris. 2011. *The Relationship Between Trauma, Post-Migration Problems and the Psychological Well-Being of Refugees and Asylum Seekers*. *International Journal of Social Psychiatry*. 57(2), <https://doi.org/10.1177/0020764009105699>
- Chiswick Barry, Miller Paul. 2013. *The impact of surplus skills on earnings: Extending the over-education model to language proficiency*. *Economics of education review*: 36, 263-275. <http://doi.org/10.1016/j.econedurev.2013.07.008>.
- Eurostat. 2019. Database. Available online: <https://ec.europa.eu/eurostat/en/data/database> (accessed on 12 December 2019).
- Hainmueller Jens, Hangartner Dominik, Lawrence Duncan. 2016. *When lives are put on hold: Lengthy asylum processes decrease employment among refugees*. *Science Advances*: 2(8): e1600432-e1600432. <http://doi.org/10.1126/sciadv.1600432>.
- Harteveld Eelco, Schaper Joep, De Lange Sarah, Van der Brug Wouter. 2018. *Blaming Brussels? The Impact of (News about) the Refugee Crisis on Attitudes towards the EU and National Politics*. *Jcms-journal of common market studies*: 56(1), 157-177. <http://doi.org/10.1111/jcms.12664>
- Hedvičáková, Martina, Sokolová, Marcela, Mohelská, Hana. 2018. *The impact of economic growth on wages and the supply of employee benefits in the Czech Republic*. *Transformations in business & economics*, 17(3), 140-154.
- Hedvičáková, Martina. 2018. Unemployment and effects of the first work experience of university graduates on their idea of a job. *Applied economics*. 50(31), 3357-3363. <http://doi.org/10.1080/00036846.2017.1420895>
- Hedvičáková, Martina, Svobodová, Libuše. (2016). Unemployment in the European Union with the Emphasis on the Visegrad Four. In: *Vision 2020: Sustainable economic development, innovation management, and global growth*, Vol. I-VII. Sevilla, 2016. s. 4217-4221
- Kuznetsova Alfiya, Akhmetyanova Albina, Hedvičáková Martina, Svobodová Libuše. (2019). *Factors of successful adaptation of migrants in the labor market in the European Union*. Proceedings of the 2nd International

- Conference on Education Science and Social Development. *Advances in social science, education and humanities research*: 298, 427-431. <https://doi.org/10.2991/essd-19.2019.95>.
- Lundborg Per, Skedinger Skedinger Per. 2016. Employer attitudes towards refugee immigrants: Findings from a Swedish survey. *International labour review*: 155 (2), 315-337. <http://doi.org/10.1111/ilr.12026>.
- Musset Pauline. 2015. Building Skills for All; A Review of Finland. *Insights on Literacy, Numeracy and Digital Skills from the Survey of Adult Skills*. Projects OECD country studies of skills policy linked to the Survey of Adult Skills. Available online: <http://www.oecd.org/finland/Building-Skills-For-All-A-Review-of-Finland.pdf> (accessed on 18 December 2019).
- Neumayer Eric. 2005. Bogus Refugees? The Determinants of Asylum Migration to Western Europe. *International Studies Quarterly*, 49(3), 389-409, <https://doi.org/10.1111/j.1468-2478.2005.00370.x>
- Niedomysl Thomas. 2011. How Migration Motives Change over Migration Distance: Evidence on Variation across Socio-economic and Demographic Groups. *Regional Studies*. 45(6). 843-855. <https://doi.org/10.1080/00343401003614266>
- Ousey Graham C., Kubrin Charis E. (2018). Immigration and Crime: Assessing a Contentious Issue. *Annual Review of Criminology*, 1, 63-84. <https://doi.org/10.1146/annurev-criminol-032317-092026>
- Sirkeci Ibrahim. 2017. Turkey's refugees, Syrians and refugees from Turkey: a country of insecurity. *Migration letters*, 14 (1), 127-144.
- Svobodová Libuše, Hedvičáková Martina, Kuznetsova Alfiya. (2019). Education Needs in Context of Migration and Industry 4.0 in Selected EU Countries. *ICWL 2019, SETE*, in press.
- Tanay Filip, Peschner Jorg, Kromen Bettina, Palvolgyi Balazs. 2016. Labour market and social integration of Refugees. In book: *Employment and Social Developments in Europe 2016*. Chapter: 3. Publisher: European Commission. <http://doi.org/10.2767/062945>.
- Williams, Alan, Jephcote Calvin, Janta Hania, Li Gang. 2018. The migration intentions of young adults in Europe: A comparative, multilevel analysis. *Population space and place*. 24 (1), article number: e2123. <http://doi.org/10.1002/psp.2123>.